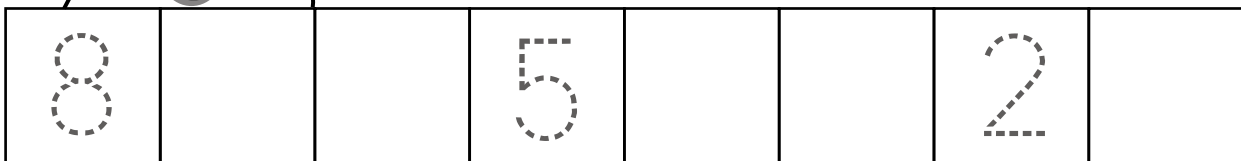
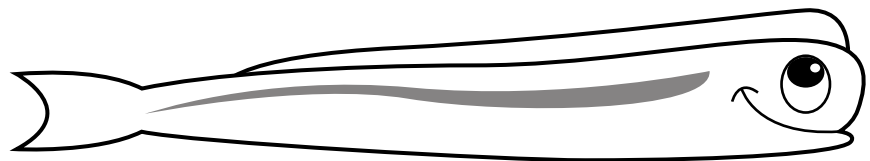
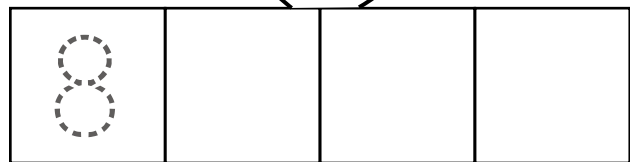
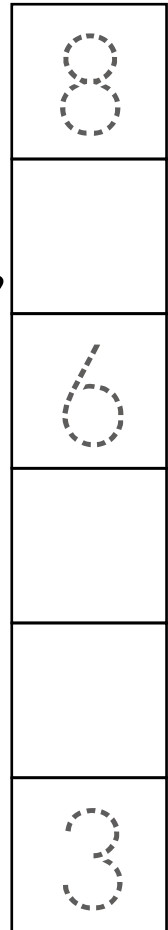
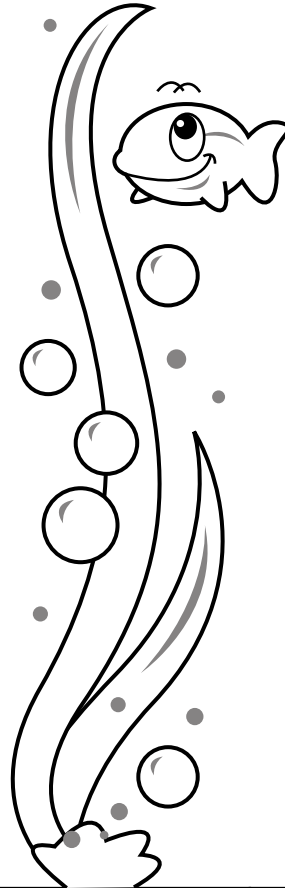


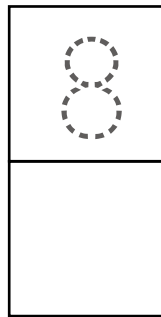

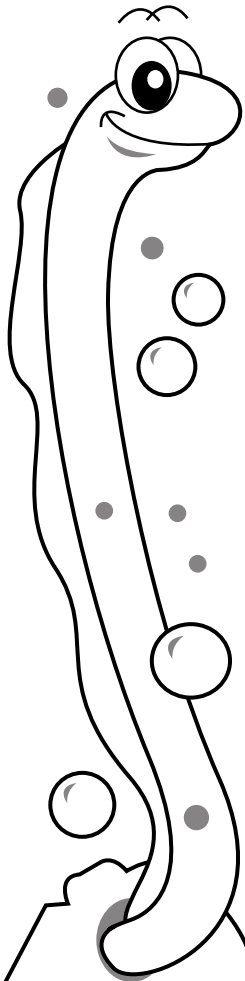

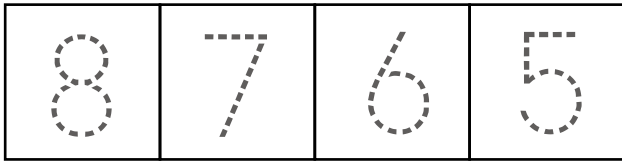
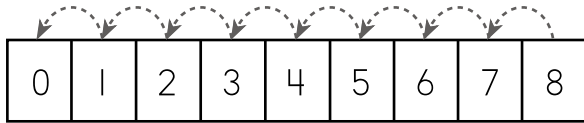




Name \_\_\_\_\_





Name \_\_\_\_\_




7



- 5



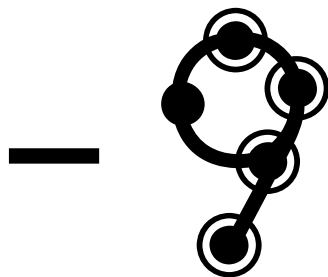
Name \_\_\_\_\_



10

10

10



10 - 9

10 - 9

## Kindergarten Subtraction Samples: Directions and Answer Key

1. Ask students to count backward aloud from 8 to 1.
2. Ask students to put their pencils on the 8 in the series of boxes at the upper left of the page. Have them say "eight", then move their pencils backward on the numeral series, saying each number aloud as their pencil touches it. Repeat until students count backward from 8 to 1 smoothly.
3. Ask students to trace the various numerals and fill in the empty boxes in each series in the picture, counting aloud and working backward from 8.
4. Allow students to color the picture.

14

1. Show students that there are seven objects. Ask them to cross out the five that are gray.
2. Explain that, if you have seven objects and take away (subtract) five, you have two objects left.
3. Have students write the answer: 2.
4. Explain that they can accomplish the same thing by saying the number seven and counting backward on the five in the second problem.
5. Have them write the answer: 2 and compare it to the first answer.

39

1. Have students count the objects in the box, cross out the gray objects and count the remaining objects.
2. On the first problem, ask students to say the number 10, count backward on the Touchpoints of the 9, and write the answer: 1.
3. On the second problem, ask them to say the number 10, count backward on imaginary Touchpoints on the 9, and write the answer: 1.
4. On the third problem, have students trace the numerals, say the number 10, count backward on imaginary Touchpoints on the 9 and write the answer: 1.
5. Have students compare all three answers.

90