

Name \_\_\_\_\_

**Directions.** If you know the answer, write it down. If not, touch and count the touchpoints in the correct order, then write the answer. No guessing! Say the problem and answer quietly.

$$\begin{array}{r} 2 \\ + 7 \\ \hline \end{array}$$

$$\begin{array}{r} 4 \\ + 1 \\ \hline \end{array}$$

$$\begin{array}{r} 9 \\ + 2 \\ \hline \end{array}$$

$$\begin{array}{r} 0 \\ + 8 \\ \hline \end{array}$$

$$\begin{array}{r} 5 \\ + 2 \\ \hline \end{array}$$


$$\begin{array}{r} 6 \\ + 0 \\ \hline \end{array}$$

$$\begin{array}{r} 2 \\ + 3 \\ \hline \end{array}$$

$$\begin{array}{r} 1 \\ + 9 \\ \hline \end{array}$$

$$\begin{array}{r} 8 \\ + 2 \\ \hline \end{array}$$

$$\begin{array}{r} 2 \\ + 6 \\ \hline \end{array}$$



Name \_\_\_\_\_

**Directions.** Touch and count to add the numbers below the arrow in the ones column and write the answer. Touch and count to add the numbers in the tens column and write the answer.

$$\begin{array}{r} \downarrow \\ 55 \\ + 23 \\ \hline \end{array}$$

$$\begin{array}{r} \downarrow \\ 33 \\ + 13 \\ \hline \end{array}$$

$$\begin{array}{r} \downarrow \\ 15 \\ + 84 \\ \hline \end{array}$$

$$\begin{array}{r} \downarrow \\ 86 \\ + 11 \\ \hline \end{array}$$

$$\begin{array}{r} \downarrow \\ 44 \\ + 33 \\ \hline \end{array}$$


$$\begin{array}{r} \downarrow \\ 21 \\ + 63 \\ \hline \end{array}$$

$$\begin{array}{r} \downarrow \\ 79 \\ + 10 \\ \hline \end{array}$$

$$\begin{array}{r} \downarrow \\ 23 \\ + 56 \\ \hline \end{array}$$

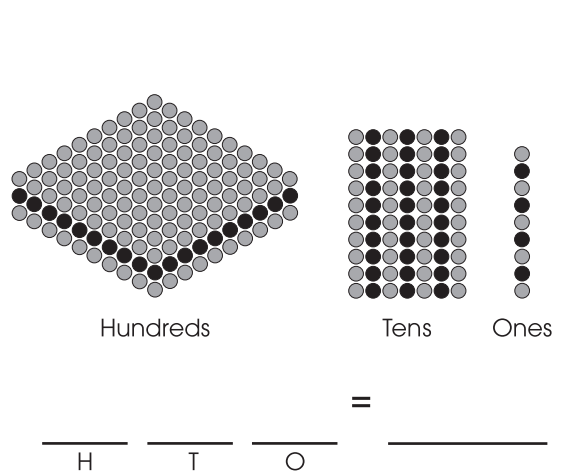
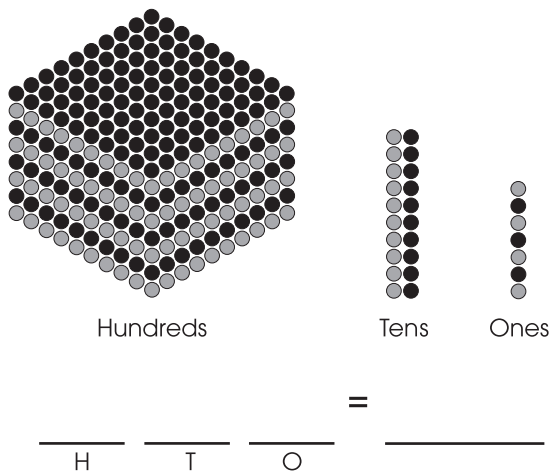
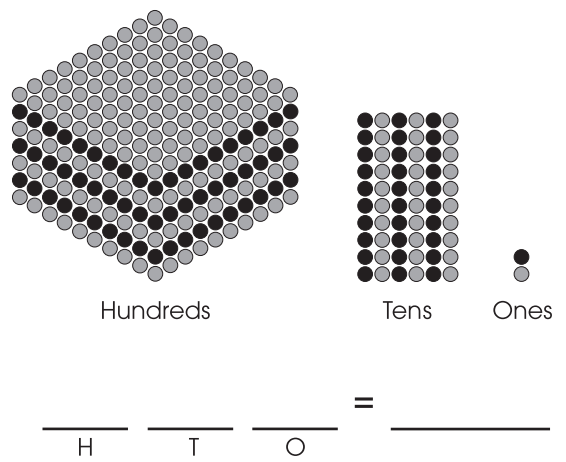
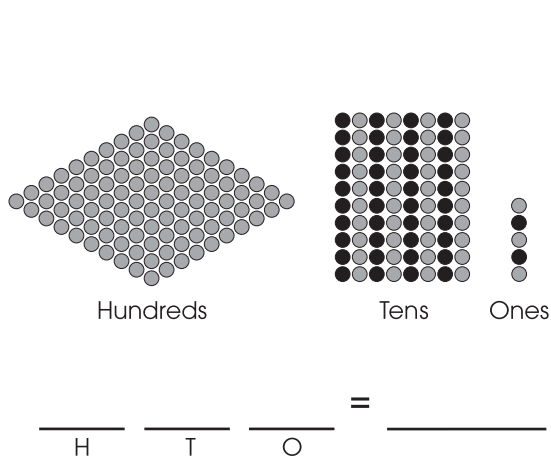
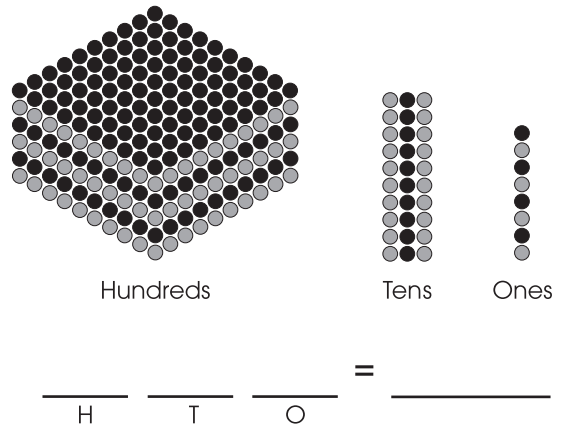
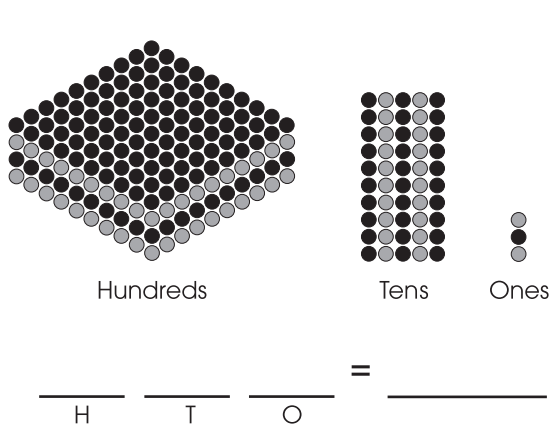
$$\begin{array}{r} \downarrow \\ 34 \\ + 23 \\ \hline \end{array}$$

$$\begin{array}{r} \downarrow \\ 78 \\ + 20 \\ \hline \end{array}$$



Name \_\_\_\_\_

**Directions.** Write the number of hundreds, tens and ones below each problem.



Name \_\_\_\_\_

**Directions.** Begin by adding the numbers in the ones column, then move to the tens column, then the hundreds column. Always write the number to be regrouped in the box first, then the remaining number in the appropriate column.

	H	T	O	
		<input type="text"/>	↓	
	2	3	8	
+	7	1	7	
<hr/>				

	H	T	O	
	<input type="text"/>		↓	
	6	5	4	
+	1	8	3	
<hr/>				

	H	T	O	
	<input type="text"/>	<input type="text"/>	↓	
	5	9	3	
+	2	6	9	
<hr/>				

	H	T	O	
		<input type="text"/>	↓	
	8	5	7	
+	1	2	5	
<hr/>				

	H	T	O	
	<input type="text"/>		↓	
	7	5	0	
+	1	7	7	
<hr/>				

	H	T	O	
		<input type="text"/>	↓	
	4	2	8	
+	2	4	6	
<hr/>				

	H	T	O	
	<input type="text"/>	<input type="text"/>	↓	
	3	7	1	
+	2	8	9	
<hr/>				

	H	T	O	
	<input type="text"/>		↓	
	2	8	1	
+	1	6	0	
<hr/>				

	H	T	O	
	<input type="text"/>	<input type="text"/>	↓	
	6	7	4	
+	1	2	8	
<hr/>				

	H	T	O	
	<input type="text"/>		↓	
	5	9	3	
+	2	8	1	
<hr/>				

	H	T	O	
		<input type="text"/>	↓	
	7	2	7	
+	1	3	6	
<hr/>				

	H	T	O	
	<input type="text"/>		↓	
	4	8	2	
+	3	6	1	
<hr/>				